

## ROMLink™ “Plug-N-Load” System

---

# ROMLink™ Installation Manual

H52883PA - August 8, 2016  
Rev B

4304 Mattox Road, Kansas City, MO 64150  
Phone: 816-741-6600 Fax: 816-741-1061  
Technical Hotline: 800-5-CIVACON  
Customer Service: 888-526-5657  
[www.civacon.com](http://www.civacon.com)

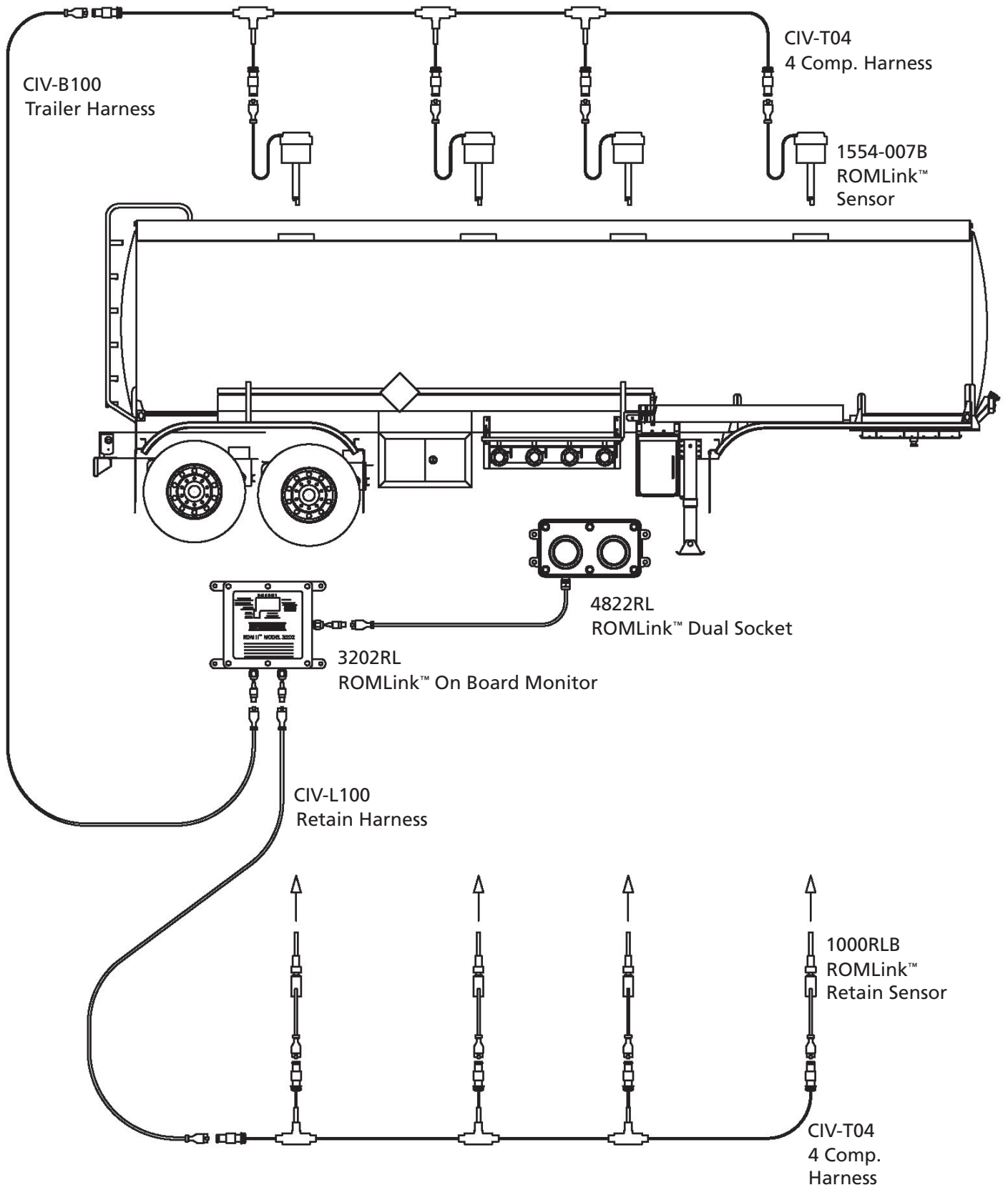
## **PRE-INSTALLATION NOTES:**

### **READ CAREFULLY**

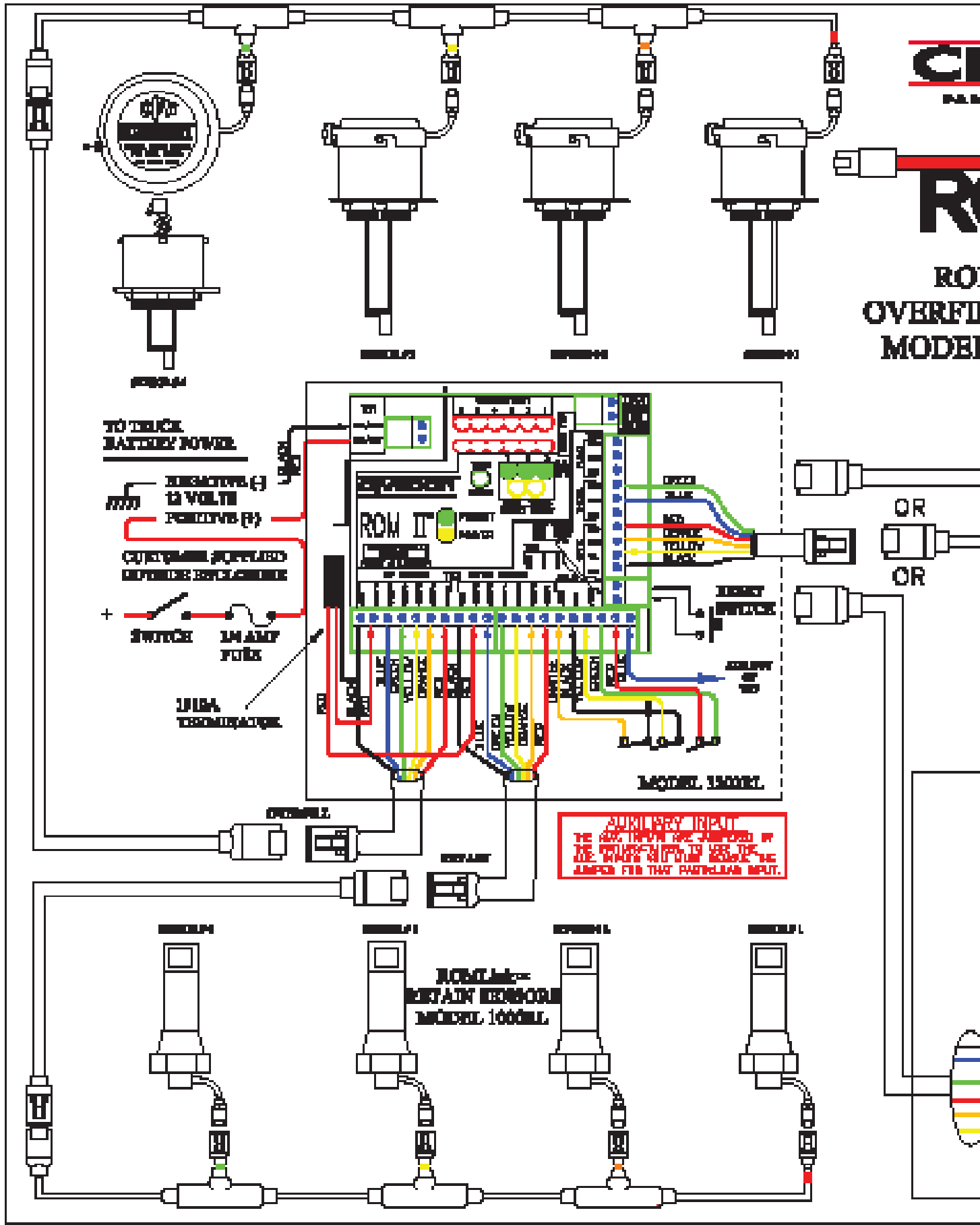
- Lay out top loom before install for correct spacing.
- Dielectric grease is not necessary to apply but if you elect to use it during installation use sparingly for connector to lock properly.
- When replacing probe housing mark old probe housing with compartment number for correct probe height.
- In probe housing, probe should only stick out of top by 7/8" MAX. Cut top of probe down if needed for proper seal.
- When installation is complete a wet test is required. Wet test each compartment and verify that the correct compartment light is displayed on the monitor.

### **OVERVIEW**

The CIVACON ROMLink™ System eliminates the need to strip and crimp wiring connections when installing and maintaining your ROM Overfill Detection System. It also eliminates the source for moisture intrusion into the probe housing. It can be used for new installations as well as replacing existing installations.



**SYSTEM DIAGRAM**



**CIVACON**  
**ROW II**  
**OVERFEED**  
**MODEL 1000LL**

TO TRUCK BATTERY POWER

NEGATIVE (-)  
 12 VOLT  
 POSITIVE (+)

CUSTOMER SUPPLIED  
 DEFENSE RECYCLING

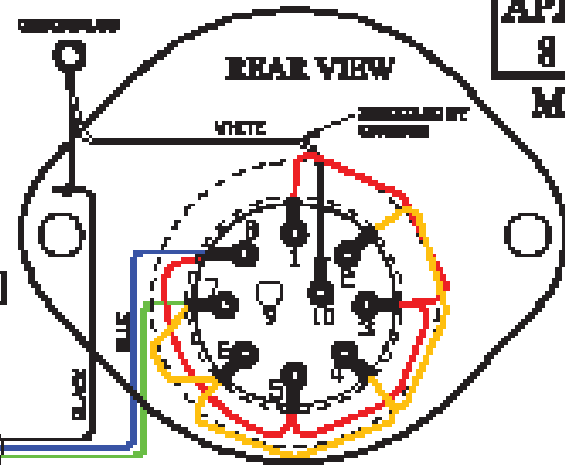
SWITCH 14 AMP FUSE

100% TERMINATION

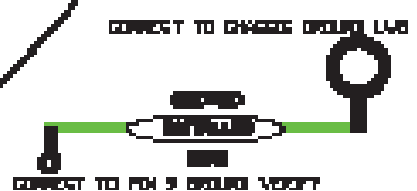
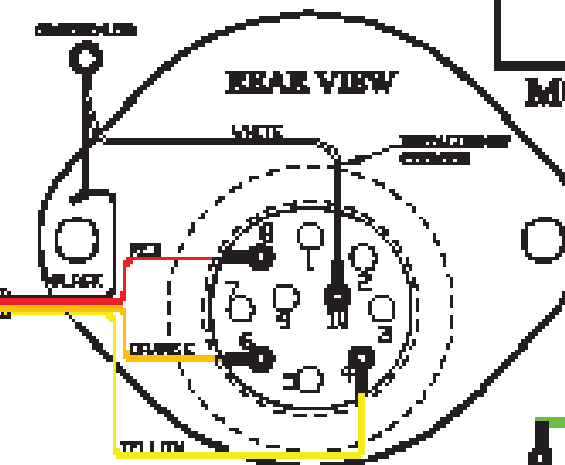
**SUMMARY INPUT TO BE TAKEN FROM THE JUMPER IN THE CHASSIS PROVIDED FOR THE JUMPER FOR THE PHOTOCLAMP INPUT.**

MODEL 1  
 MODEL 2  
 MODEL 3  
 MODEL 4

**APT THERMISTOR  
8 CH SOCKET  
MODEL 4402RL**

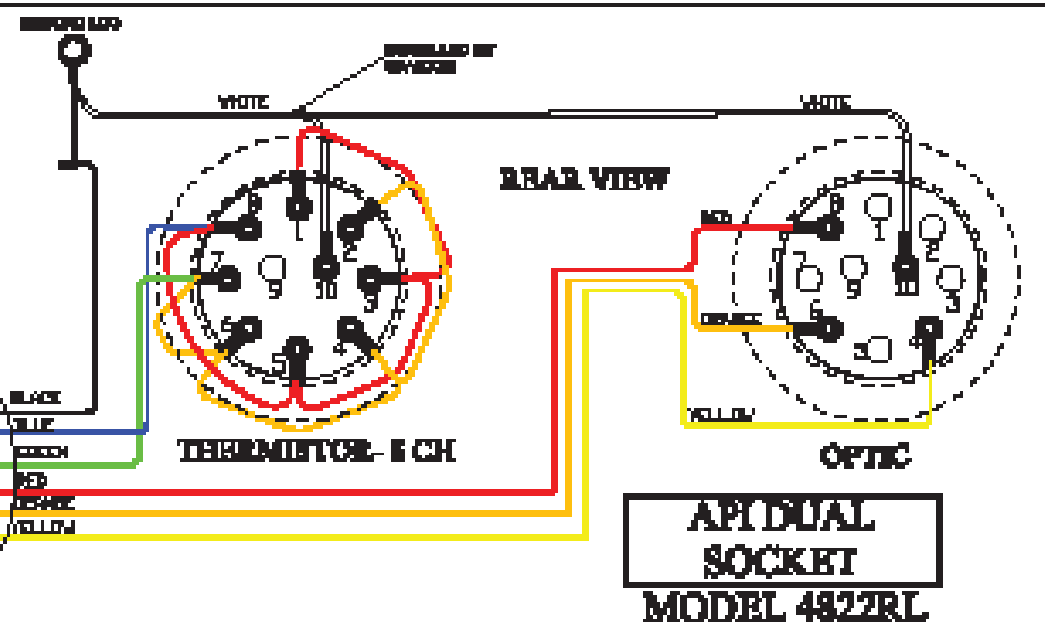


**APT OPTIC  
SOCKET  
MODEL 4102RL**




ALL SOCKETS COME EQUIPPED WITH INTERNAL

**GROUND VERIFY  
WIRE GS1001**



**APT DUAL  
SOCKET  
MODEL 482RL**

**VACON**   
 MADE IN GERMANY  
**TECHNICAL SUPPORT:**  
 1-800-437-6000  
 1-888-234-1227  
**OFFSHORE SERVICE:**  
 1-424-424-6077  
 1-234-361-4888

## HARNESS/WIRING COMPONENTS

Part	Description
CIV-T0X	Tank Trailer Top / Bottom, Probe/Retain Sensor Harness "X" Determines Number of Compartments 2 - 5
CIV-M0X	Tank Truck Top / Bottom, Probe/Retain Sensor Harness "X" Determines Number of Compartments 2 - 5
CIV-B100	32' Chassis Loom (Connects Top Trailer Harness to Monitor)
CIV-L124	24' Chassis Loom (Connects Top Truck Harness to Monitor)
CIV-L100	16' Chassis Loom (Connects Lower Harness to Monitor) The above looms are only suggestions. Please measure between Monitor and Top/Retain Harness for correct extension size.
CIV-L108	8' ROMLink™ Extension
CIV-L104	4' ROMLink™ Extension
CIV-L102	2' ROMLink™ Extension

## ROMLink™ Components

Part	Description
3202RLX	ROMLink™ On Board Monitor "X" Determines Number of Compartments 2 - 5
1554-00XXB	ROMLink™ Overfill Sensor "XX" Determines Length of Sensor, Available Options 7", 12", 14", 18"
1000RLB	ROMLink™ Retain Sensor
4822RL	ROMLink™ Dual Socket w/ 24" Pigtail
4102RL	ROMLink™ Optic Socket w/ 24" Pigtail and Ground Wire Installed
4402RL	ROMLink™ Therm Socket w/ 24" Pigtail and Ground Wire Installed

## **ROMLink™ Accessories**

<b>Part</b>	<b>Description</b>
1356-2W	ROMLink™ Cap
1456-2W	ROMLink™ Housing and Cap
STK-00XXB	ROMLink™ Replacement Probe
3252-3252	ROMLink™ Replacement Monitor
1910A	Internal Terminator
GS1001	Saf-T Ground Wire
CIV-R100	10" Monitor Pigtail
CIV-S100	32" Socket Pigtail
CIV-FT112	12' Liquid Tight Feed Thru Connection (Tank Truck Accessory)
CIV-J100	ROMLink™ 6 Pin to 2 Pin Adaptor
CIV-P108	8' ROMLink™ 2 Pin Extension (Sensor)
CIV-P104	4' ROMLink™ 2 Pin Extension (Sensor)
CIV-P102	2' ROMLink™ 2 Pin Extension (Sensor)

## **ROMLink™ Tester**

<b>Part</b>	<b>Description</b>
RLT-1	ROMLink™ Tester

## Warranty

Seller warrants that its products, when used in the manner and under the conditions for which they were designed, to be free from defects in materials and workmanship for a period of one year from the date of shipment. Each item of the Products which, after notice from Buyer, Seller believes may be defective during such period will, at Seller's option be promptly repaired or replaced or its value credited against future orders. This warranty shall not apply to seals, gaskets or to any item(s) of the Products which has or have been altered in any way, which has or have been repaired by any party other than Seller or when such alleged defect is due to misuse, conditions of use, improper installation or maintenance or any use(s) not expressly authorized by Seller. Whether under this Warranty or otherwise, in no event will Seller have any liability for special, consequential or incidental damages to any party and for labor costs, freight costs or any other costs or charges in excess of the amount of the invoice price paid for the Product(s) affected. THIS WARRANTY IS IN LIEU OF ALL OTHER WARRANTIES, EXPRESS OR IMPLIED, AND SPECIFICALLY THE WARRANTIES OF MERCHANTABILITY AND FITNESS FOR A PARTICULAR PURPOSE. The remedies provided in this Warranty will be exclusive and will not be deemed to have failed of their essential purpose as long as Seller is willing and able to perform as prescribed herein.

**THIS WARRANTY IS IN LIEU OF ALL OTHER WARRANTIES, EXPRESS OR IMPLIED AND SPECIFICALLY THE WARRANTIES OF MERCHANTABILITY AND FITNESS FOR A PARTICULAR PURPOSE.**

## WARNING!!

CIVACON products should be used in compliance with the applicable federal, state, and local laws and regulations. Product selection should be based on physical specifications and limitations, compatibility with the environment, and the material being handled.

**CIVACON MAKES NO WARRANTIES OF FITNESS FOR A PARTICULAR PURPOSE.**

## TECHNICAL ASSISTANCE

If at any time during installation a questions arises that is not covered in this manual or with any other applicable documents feel free to can the **CIVACON TECHNICAL LINE**.

In the USA call 1-800-5CIVACON, 800-524-8226  
or visit our website at [www.civacon.com](http://www.civacon.com)

For the Customer Service Department in the USA  
In all other countries, call your local agent.